

Government Revenue Collected at the Mineral and Gem Houses (Mineral Markets)

■ TOTAL REVENUES (IN TZS BILLIONS)

**Government Revenue Collected
from Start to Dec, 2021
TZS 343.69 Billion**

**21% from
Calendar Year 2020**
Government Revenue Collected
for the Calendar Year 2021
TZS 154.49 Billion

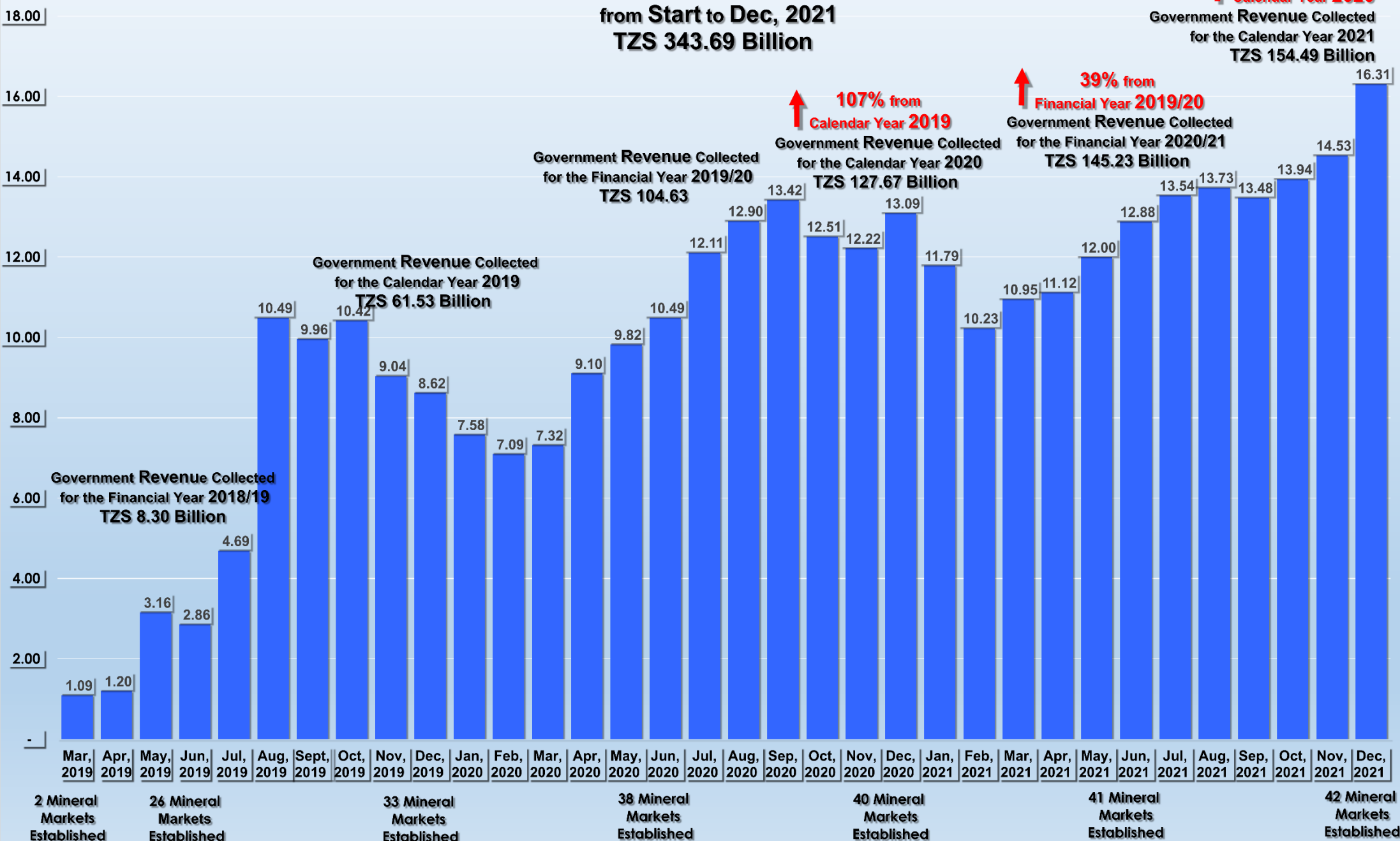
**107% from
Calendar Year 2019**
Government Revenue Collected
for the Calendar Year 2020
TZS 127.67 Billion

**39% from
Financial Year 2019/20**
Government Revenue Collected
for the Financial Year 2020/21
TZS 145.23 Billion

Government Revenue Collected
for the Financial Year 2019/20
TZS 104.63

Government Revenue Collected
for the Calendar Year 2019
TZS 61.53 Billion

Government Revenue Collected
for the Financial Year 2018/19
TZS 8.30 Billion



Gold Sales at the Mineral and Gem Houses (Mineral Markets)

■ GOLD SALES (Kilograms)

Gold Sales are 42,703 Kilograms from
Start to Dec, 2021

Other Gold Markets are Singida, Mwanza, Katavi, Songea, Morogoro,
Iringa, Shelui, Dodoma, Tabora, Mbulu, Babati, Kigoma, Kakonko,
Tunduru, Songea, Lindi, Mtwara, Dar es salaam, Handeni, Kilindi,
Lushaungwa, Rukwa, Hanang, Njombe, Mbeya, Simiyu, Mbogwe, Kiteto,
Mangaka, Moshi, Same and Arusha

↑ **18% from**
Calendar Year 2020
Gold Sales for the
Calendar Year 2021
18,282 Kilograms

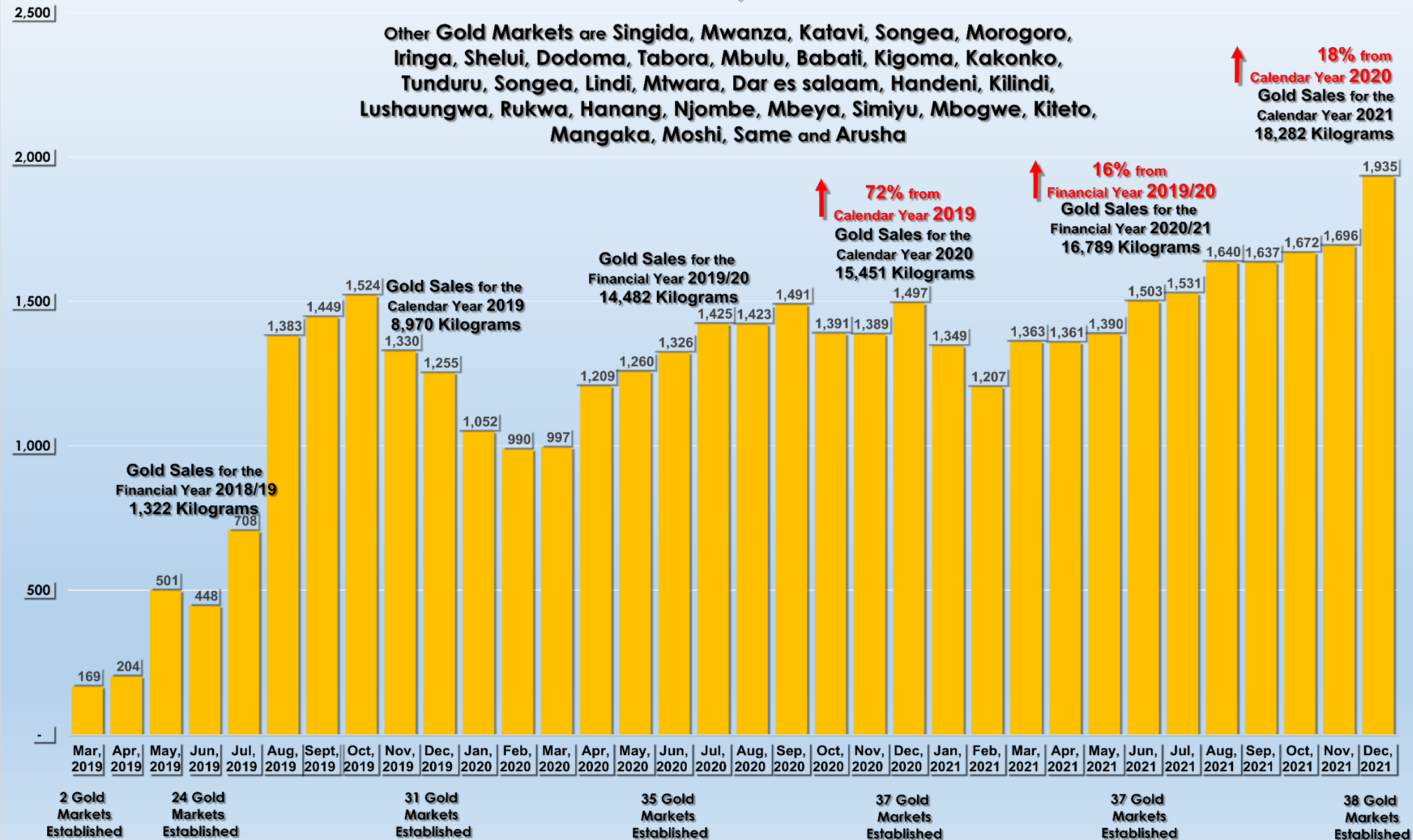
↑ **16% from**
Financial Year 2019/20
Gold Sales for the
Financial Year 2020/21
16,789 Kilograms

↑ **72% from**
Calendar Year 2019
Gold Sales for the
Calendar Year 2020
15,451 Kilograms

Gold Sales for the
Financial Year 2019/20
14,482 Kilograms

Gold Sales for the
Calendar Year 2019
8,970 Kilograms

Gold Sales for the
Financial Year 2018/19
1,322 Kilograms

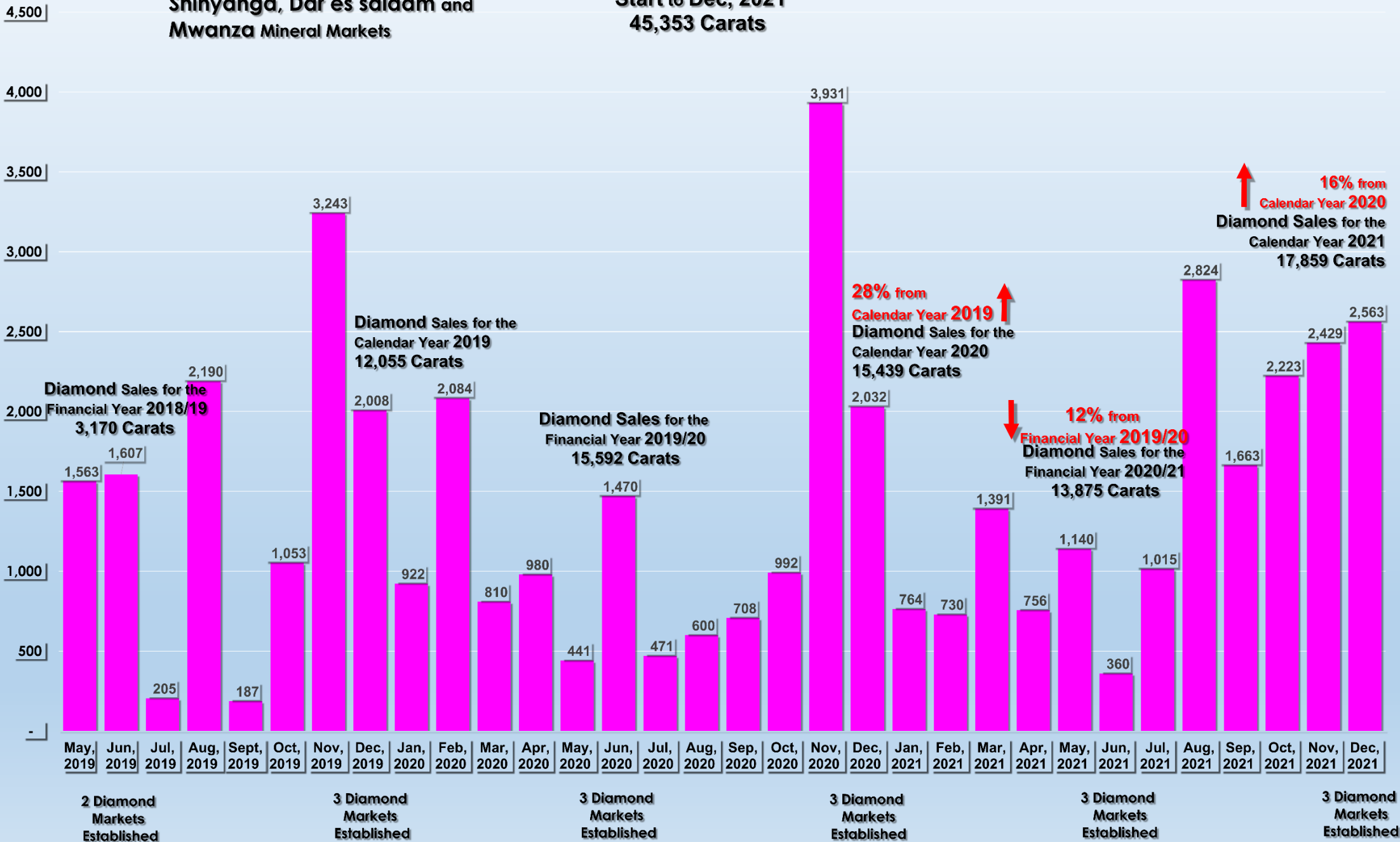


Diamond Sales at the Mineral and Gem Houses (Mineral Markets)

ROUGH DIAMOND SALES (Carats)

Diamond is mainly traded in
**Shinyanga, Dar es salaam and
Mwanza Mineral Markets**

**Diamond Sales from
Start to Dec, 2021
45,353 Carats**

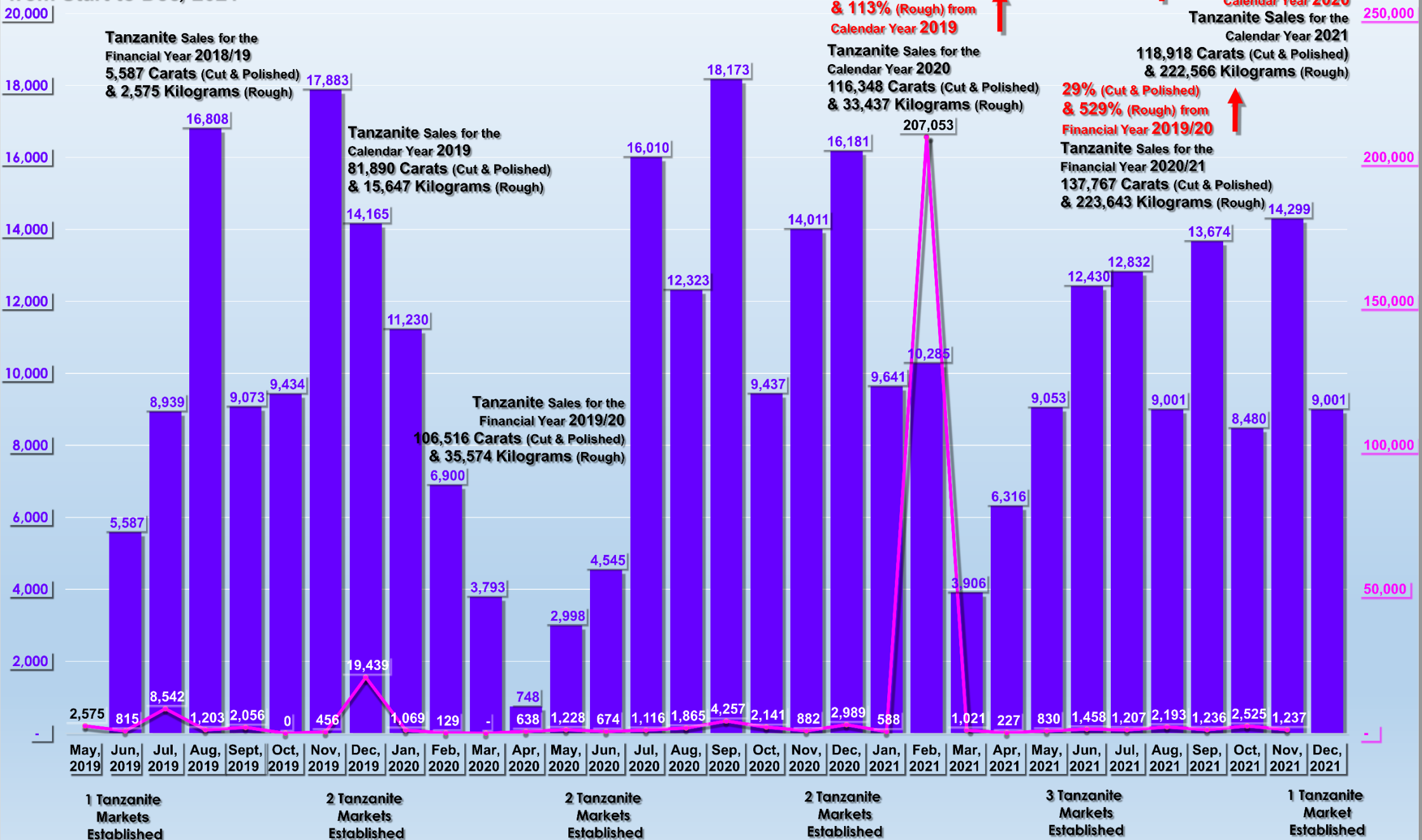


Tanzanite Sales at the Mineral and Gem Houses (Mineral Markets)

Tanzanite Sales are 317,157 Carats (Cut and Polished) and 271,650 Kilograms (Rough) from Start to Dec, 2021

■ CUT & POLISHED TANZANITE SALES (Carats) ◆ ROUGH TANZANITE SALES (Kilograms)

Tanzanite is mainly traded in Mirerani Mineral Market



Other Gemstones Sales at the Mineral and Gem Houses (Mineral Markets)

■ OTHER CUT & POLISHED GEMSTONES SALES (Carats) ◆ OTHER ROUGH GEMSTONES SALES (Kilograms)

**Other Gemstones Sales are 65,524 Carats (Cut and Polished)
& 6,621,349 Kilograms (Rough) from Start to Dec, 2021**

Other Gemstones are mainly traded in
Arusha, Tanga, Songea, Tunduru, Dar es salaam, Ruangwa
, Morogoro, Dodoma, Mirerani, Mkinga, Mahenge,
Moshi, Same, Rukwa, Mangaka and Iringa
Mineral Markets

**38% (Cut & Polished)
& 299% (Rough) from
Calendar Year 2020**

**Other Gemstones Sales
for the Calendar Year 2021
29,493 Carats (Cut & Polished)
& 4,455,332 Kilograms (Rough)**

